



Cirrus powered by the exclusive iQ Blower System with GPS Technology (see page 58) for the quietest, most energy efficient and fastest smoke and odor removal available in a range hood.

Four-speed electronic light-touch controls are operated with the ACR3 remote control, included.

10-minute delay-off and filter clean reminder provide convenient operation.

Six 3-watt LED lights provide bright cooktop lighting.

Designed to work with optional Automatic make-up air dampers.


Perimeter aspiration provides superior ventilation, backed up by mesh grease filters.

Available with Stainless Steel panels or optional White Glass Panels for a designer look.

Model Numbers:

CC34IQSB

CC34E6SB



Bright, energy efficient LED lighting.



Perimeter aspiration for superior capture.



Included ACR3 remote control lets the busy cook stay in control from anywhere in the kitchen.



Optional white glass panels.

Hood Sizes

Width 43-3/8"
Depth 27-1/2"

Finish

Stocked Brushed Stainless Steel (Grade 430)
Special Order Not Available

Features

Lighting Type	LED
Number of Lamps	6 lamps (3 watts each, 660 lumens total, 2800-3200K)
Lighting Levels	3
Lighting Lamps Included	Yes
Control Type	4-speed Electronic Light Touch
Control Features	Delay-off, Filter Clean Reminder
Remote Control	ACR3 Included
Filter Type	Mesh Grease Filter with Perimeter Aspiration
Non-ducted Capability	Yes

Hood Blower Included (CC34IQ)

Internal	iQ6²
Max Blower CFM*	800
Sones Normal Setting**	0.3

*MAX Blower CFM indicates the performance of the hood blower in open air.
**Normal setting corresponds to speed 1.

Hood Blower Options (CC34E blowers sold separately)

¹External In-line:	ILB3	ILB6	ILB9	ILB11
Max CFM	300	675	900	1500
¹External Exterior:	EB6	EB9	EB12	EB15
Max CFM	665	890	1300	1650

¹Some levels using External blowers are typically half of comparable CFM Internal blowers.

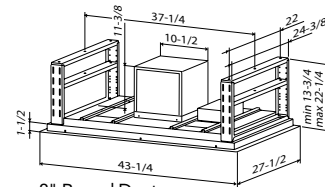
Accessories

Non-ducted Kit	ANKCC34
Charcoal Replacement Filters	AFCC34
White Glass Panels	AGPCC34W
Automatic MUA Damper	MD6T, MD8T, MD10T (Requires Fresh Air Inlet)
Fresh Air Inlet	641FA, 643FA, 610FA

Installation Requirements

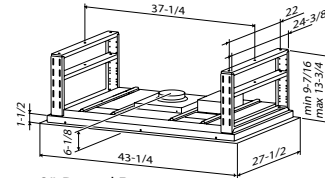
Electrical Amps @ 120V	Internal: 4.0, External: 6.5
Electrical Connection	Direct
Duct Size-Internal Blower	8"
Duct size-External Blower	8"
Duct Direction	Horizontal Vertical (External vent only)
Backdraft Damper	Included

CC34IQSB



8" Round Duct

CC34E6SB



8" Round Duct

Installation height above the cooking surface 48" minimum, 72" maximum recommended.

For more details or HVI rated performance for this model see the product specifications sheet found at www.BESTRangeHoods.com



²If needed, ask a recommended installer to limit discharge to 300 or 400 CFM.



Performance is a beautiful thing.

It can be subtle or bold. It can take months or years to hone.
Then impress you in an instant.

A great performance gives the audience exactly what they want and more than they ever imagined. And it inspires everyone and everything around it to be better.

At **BEST**, we make high performance range hoods that perform beautifully. Astonishingly quiet. Impressively effective. Remarkably efficient. And perfectly suited for the most distinguished kitchens.

Whether it's the centerpiece of the room or letting its surroundings shine, **BEST** is where high-end performance inspires.

best[®]

PERFORMANCE THAT INSPIRES