


L5230, L7030, L7036 AND L7048 LINERS



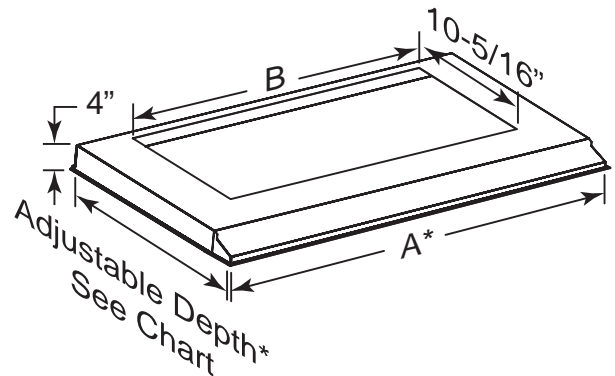
Especially designed to protect the exterior base of a custom hood. Fit P1951M and 1952M Series inserts.

FEATURES

- Cabinet mount – custom application
- Stainless Steel Finish
- Adjustable depth to fit into cabinet openings as shown on chart (front to back)
- Fit custom hood nominal widths: 30", 36" or 48"
- Wipes clean easily
- For indoor use only

TO ORDER

Refer to table below to find the right liner part number for your insert and for width of the custom hood.



* Dimension does not include 3/8" wide flange.

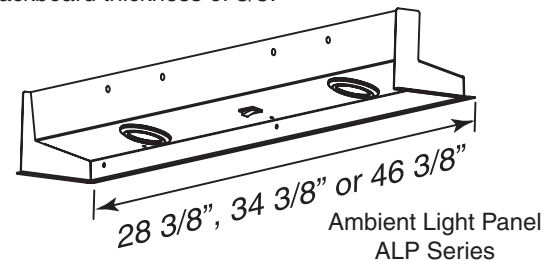
DIMENSIONS

Liner Model	Insert Model	Custom Hood Nominal Width	Adjustable Depth* Fits into cabinet openings of		Width A*	Cut-out Width B
			Without Backboard	With Backboard		
L5230	P1951M52CM	30"	17 1/2" to 20 1/2"	17 1/8" to 20 1/8"	28 3/8"	19 9/16"
L7030	P1951M70CM or P1952M70CM	30"	17 1/2" to 20 1/2"	17 1/8" to 20 1/8"	28 3/8"	26 11/16"
L7036	P1951M70CM or P1952M70CM	36"	17 1/2" to 20 1/2"	17 1/8" to 20 1/8"	34 3/8"	26 11/16"
L7048	P1951M70CM or P1952M70CM	48"	17 1/2" to 20 1/2"	17 1/8" to 20 1/8"	46 3/8"	26 11/16"

The INSIDE DEPTH shown in the table above assumes a minimum cabinet backboard thickness of 3/8"

OPTION

Ambient light panel (ALP Series) for L Series custom hood liners (Halogen lighting: 30" and 36" – 2 x 50 watt; 48" – 3 x 50 watt GU10) Lamps included



BEST Hartford, Wisconsin www.BestRangeHoods.com 800-558-1711
 BEST Drummondville, QC, Canada www.BestRangeHoods.com 866-737-7770

REFERENCE	QTY.	REMARKS	Project
			Location
			Architect
			Engineer
			Contractor
			Submitted by
			Date